



Luminaires For Use In Hazardous Locations

L1203

Standards:

- UL 844
- UL 1598 Luminaires
- UL 8750
- CSA C22.2 No 137-M1981
- CSA C22.2 No. 250.0
- CSA C22.2 No. 250.13

Protection:

- Class I, Division 2 Group A, B, C, D
- Class II, Division 2, Groups F, G
- Class III
- IP67 / NEMA 6

Ambient Temperature:

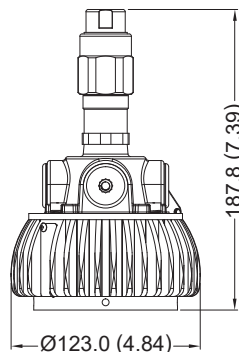
- CID2: -20°C ~ +40°C, T3B
- CIID2: +40°C, T5

Applications:

- Power Plants
- Heavy Industrials
- Storage Facility
- Paper Mills
- Wastewater Treatment Plants
- Loading Docks
- Platforms
- Shipyards
- Chemical Processing Facility
- Petrochemical Processing Facility

Dimension:

In mm (inches)



Net Weight: 1.8 kg (4.0 lb)

Field Installation:



Chemical Factory

Electrical:

★ Watts of 24V are different, please contact us for details.

| COB | 20W |
|------|-------|
| 24V | 0.83A |
| 120V | 0.17A |
| 277V | 0.07A |
| 480V | 0.04A |

| | |
|--------------|--|
| Power Factor | $\cos \geq 0.9$, $\cos \geq 0.87(480V)$ |
| Frequency | 50 / 60 Hz |

Mechanical:

| | |
|-----------------|-----------------|
| Enclosure | Aluminum Alloy |
| Glass | Tempered Glass |
| Cable Gland | Stainless Steel |
| Cable | 600V, 105°C |
| Entrance Thread | 5 x G 1/2" |

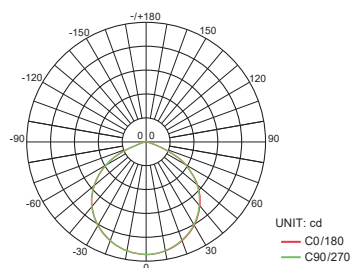
★ Frosted Glass is available upon request.

Optical:

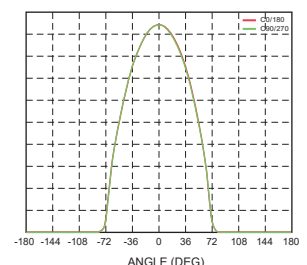
| | |
|-----------------------|--|
| Color of LED Light | 3000K (Warm White) / 5000K (Cool White) |
| CRI | Warm White ≥ 80 / Cool White ≥ 70 |
| Beam Angle | X-110° / Y-110° |
| Lm / W ($\pm 10\%$) | Warm White ≥ 90 / Cool White ≥ 100 |
| Lumen ($\pm 10\%$) | 20W |
| | 3000K 1800lm |
| | 5000K 2000lm |

Optical Report:

COB test

Polar Luminous Intensity Distribution**Luminous Intensity Distribution Diagram**

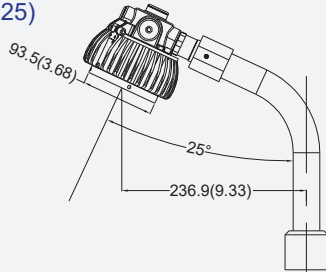
AVERAGE BEAM ANGLE (50%) : 111.20 DEG



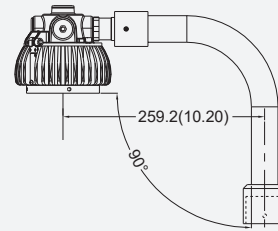
Mounting Option & Dimension : In mm (inches)

Bending Electrical Tube 2.8kg (6.2 lb)

25° (S25)

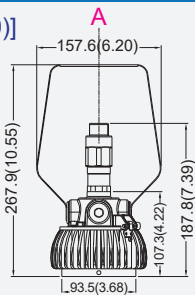


90° (S90)

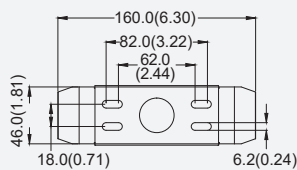


Pendant Mount 2.0 kg (4.4 lb)

90° [WHT(H90)]

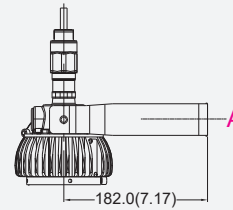


View A

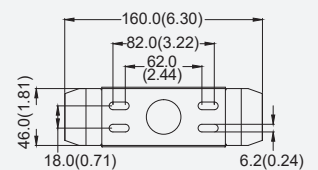


Wall Mount 2.0kg (4.4 lb)

90° [WHT(W90)]

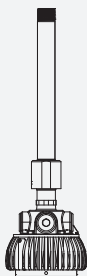


View A



Straight Electrical Tube 2.2 kg (4.8 lb)

(P90)



Model Code:

THT

H

1203

Z

B

①

B

C

②

9

③

B0

P90

④

① Top Cover

B=Top cover with opening at sides
C=Top cover without opening at sides

② C.C.T.

C=Cool White
W=Warm White

③ Voltage

3=24V, 6=120V, 9=277V, C=480V

④ Mounting Bracket Type

S25=Bending Electrical Tube 25°
S90=Bending Electrical Tube 90°
P90=Straight Electrical Tube
WHT(H90)= Pendant mount 90°
WHT(W90)= Wall mount 90°