



Luminaires For Use In Hazardous Locations

L1319C
2ft

Standards:

- UL844
- UL1598 Luminaires
- UL8750
- CSA C22.2 No. 137-18
- CSA C22.2 No. 250.0
- CSA C22.2 No. 250.13

Protection:

- Class I, Division 2 Group A, B, C, D
- IP67 / NEMA 6

Ambient Temperature:

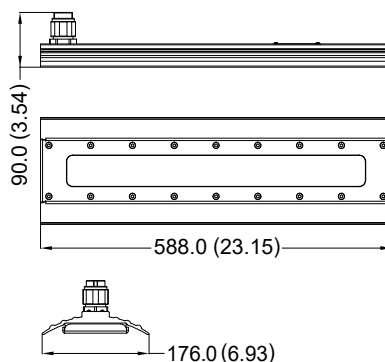
- CID2: -40°C ~ +55°C, T3C

Applications:

- Power Plants
- Heavy Industrials
- Storage Facility
- Paper Mills
- Wastewater Treatment Plants
- Loading Docks
- Platforms
- Shipyards
- Chemical Processing Facility
- Petrochemical Processing Facility

Dimension:

In mm (inches)



Net Weight: 5.5 kg (12.1 lb)

Field Installation:



Pharmaceutical Plant

Electrical:

SMD	120W	150W
100V	1.20A	1.50A
110V	1.09A	1.36A
120V	1.00A	1.25A
200V	0.60A	0.75A
220V	0.55A	0.68A
230V	0.52A	0.65A
277V	0.43A	0.54A

Power Factor	$\cos \geq 0.9$
Frequency	50 / 60 Hz

Mechanical:

Enclosure	Aluminum Alloy
Glass	Tempered Glass ★Frosted Glass is available upon request.
Cable Gland	Stainless Steel
Cable	600V, 105°C
Entrance Thread	1 x M25

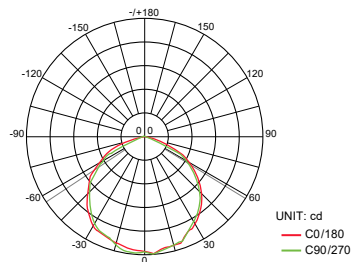
Optical:

Color of LED Light	2700K (Warm White) / 6500K (Cool White)		
CRI	Warm White ≥ 80 / Cool White ≥ 70		
Beam Angle	X-116° / Y-114°		
Lm / W ($\pm 10\%$)	Warm White ≥ 90 / Cool White ≥ 100		
Lumen ($\pm 10\%$)		120W	150W
	3000K	10,800lm	13,500lm
	5000K	12,000lm	15,000lm

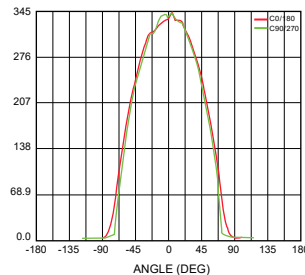
Optical Report:

SMD test

**Polar Luminous
Intensity Distribution**



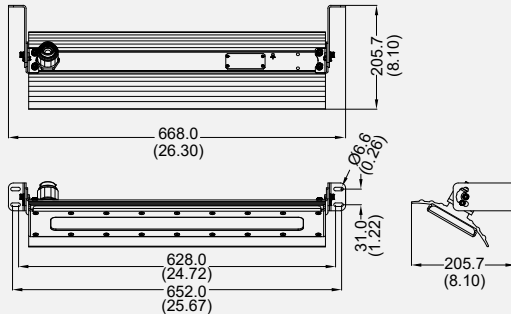
**Luminous
Intensity Distribution Diagram**



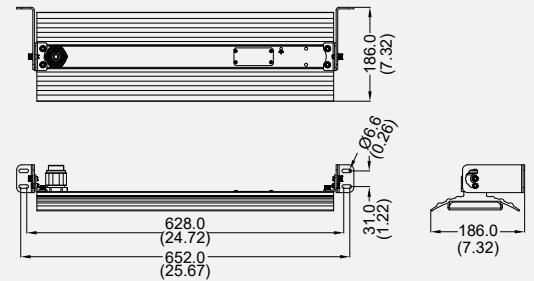
Mounting Option & Dimension : In mm (inches)

Wall Mount 5.8 kg (12.8 lb)

25° [WHT(W25)]

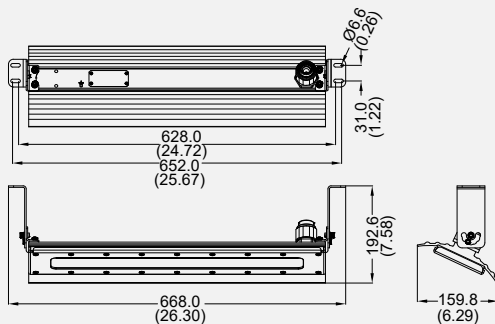


90° [WHT(W90)]

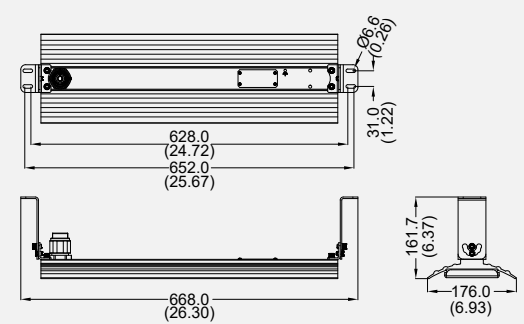


Hanging Mount 5.8 kg (12.8 lb)

25° [WHT(H25)]

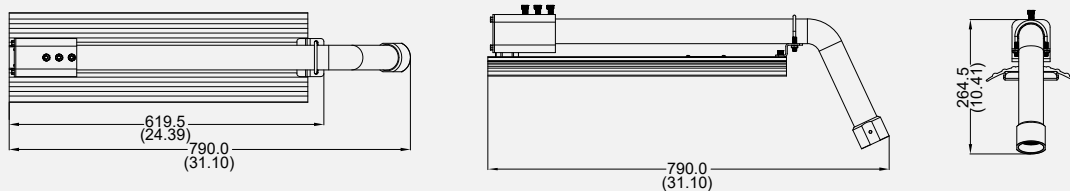


90° [WHT(H90)]



Street Type Electrical Tube Mounting 7.0 kg (15.4 lb)

(SL)



Model Code:

THT	H	1319	C	N	H	C	9	F0	01	WHT
						①	②	③		④

① C.C.T.

C=Cool White
W=Warm White

③ Wattage

L0=120W
P0=150W

② Voltage

1=110V 2=220V
4=100V 5=200V
6=120V 9=277V
D=230V

④ Mounting Bracket Type

WHT(W25/90)=Wall Mount 25°/90°
WHT(H25/90)=Hanging Mount 25°/90°
SL=Street Type Electrical Tube Mounting