



Luminaires For Use In Hazardous Locations

L1815A

(With Battery Backup)

Standards:

- UL 844
- UL1598 Luminaires
- UL 8750
- CSA C22.2 No. 137-18
- CSA C22.2 No. 250.0
- CSA C22.2 No. 250.13

Protection:

- Class I, Division 1 Group B, C, D
- Class II, Division 1 Group E, F, G
- Class III
- IP67 / NEMA 6

Ambient Temperature:

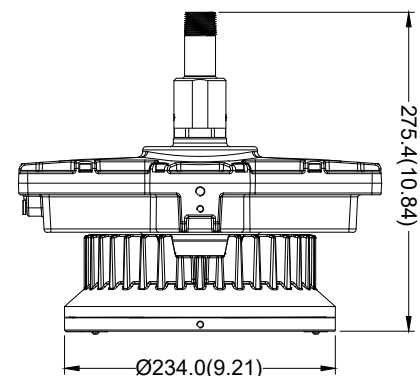
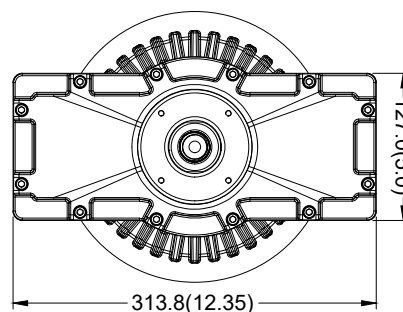
- CID1: -20°C ~ +40°C, T5
- CIID1: +40°C, T4A

Applications:

- Power Plants
- Heavy Industrials
- Storage Facility
- Paper Mills
- Wastewater Treatment Plants
- Loading Docks
- Platforms
- Shipyards
- Chemical Processing Facility
- Petrochemical Processing Facility

Dimension:

In mm (inches)



Net Weight: 9.1 kg (20.1 lb)

Electrical: *Total System Power Consumption (+10%) / LED Power Consumption: 40W

SMD	60W*
120V~277V (Full Voltage)	0.21A~0.50A
Power Factor	$\cos \geq 0.9$
Frequency	50 / 60 Hz

Mechanical:

Enclosure	Aluminum Alloy
Glass	Tempered Glass
Cable Gland	Stainless Steel
Cable	600V, 105°C
Entrance Thread	1 x M25

★Frosted Glass is available upon request.

Battery Backup (UL 2054 certified Li-ion battery):

Emergency Mode Output Wattage	40W
Emergency Mode Illumination Time	120 minutes
Charging Time	48 hours

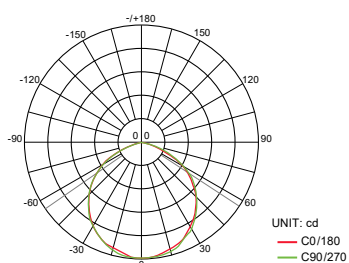
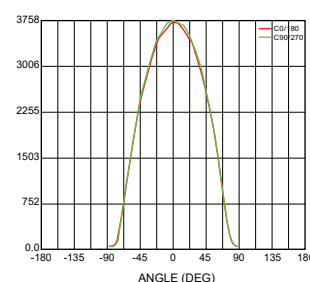
★When the fixture is not in use, please charge 48 hours every month to maintain the battery's performance.

Optical:

Color of LED Light	3000K (Warm White) / 5000K (Cool White)
CRI	Warm White ≥ 80 / Cool White ≥ 70
Beam Angle	X-110° / Y-110°
Lm / W ($\pm 10\%$)	Warm White ≥ 60 / Cool White ≥ 66
Lumen ($\pm 10\%$)	60W
	3000K 3600lm
	5000K 4000lm

Optical Report:

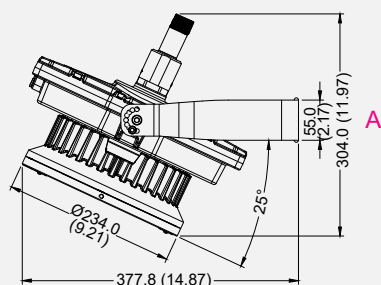
SMD test

**Polar Luminous
Intensity Distribution****Luminous
Intensity Distribution Diagram**

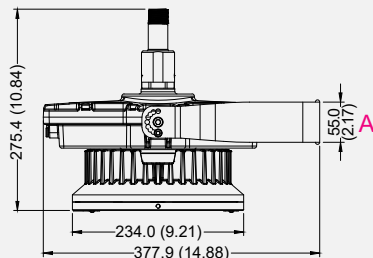
Mounting Option & Dimension : In mm (inches)

Wall Mount 10.0 kg (22.0 lb)

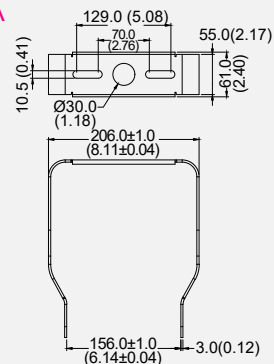
25° WHT(W25)



90° WHT(W90)



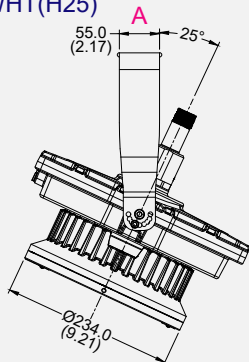
View A



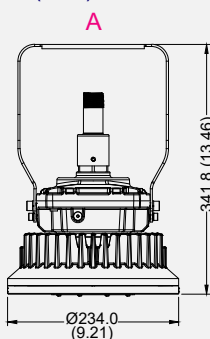
*Two-position (wall/hanging) adjustable trunion, each position with two aiming angles (25° and 90° adjustable).

Hanging Mount 10.0 kg (22.0 lb)

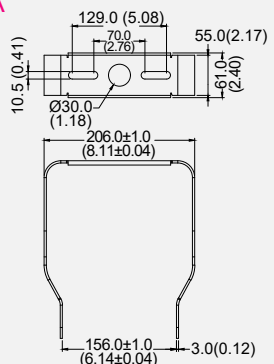
25° WHT(H25)



90° WHT(H90)



View A



*Two-position (wall/hanging) adjustable trunion, each position with two aiming angles (25° and 90° adjustable).

Model Code:

THT

E

1815

A

C

K

C

H

F0

WHT

①

②

① C.C.T.

C=Cool White
W=Warm White

② Mounting Bracket Type

WHT(W25/90)=Wall Mount 25°/90°
WHT(H25/90)=Hanging Mount 25°/90°