

L1217

Luminaires For Use In Hazardous Locations



Protection

- Class I, Division 2
Group A, B, C, D
- Class II, Division 2
Group F, G
- Class III

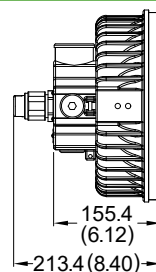
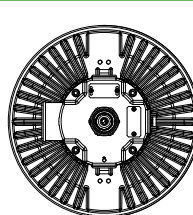
Standards

UL 844
UL 1598 Luminaires
UL 8750
CSA C22.2 No. 137-M1981
CSA C22.2 No. 250.0
CSA C22.2 No. 250.13

Net Weight: 11.0 kg (24.2 lb)

Technical Data

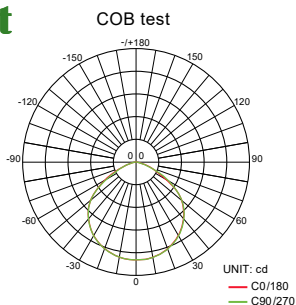
Rated Voltage (±10%)	120V / 277V / 480V AC		
Watts (±10%)	120W / 140W		
Amps	120W 120V: 1.00A, 277V: 0.43A, 480V: 0.25A 140W 120V: 1.17A, 277V: 0.51A, 480V: 0.29A		
Color of LED Light	3000K (Warm White) / 5000K (Cool White)		
Ambient Temperature	CID2: -40°C ~ +40°C, T3C / CIID2: +40°C, T6		
Power Factor	cos ≥ 0.9, cos ≥ 0.87(480V)		
CRI	Cool White ≥ 70 / Warm White ≥ 80		
Lumen (±10%)	COB	120W	140W
	3000K	12000lm	14000lm
	5000K	13200lm	15400lm
Beam Angle	X-110° / Y-110°		
Frequency	50 / 60 Hz		
Degree of Protection	IP67 / NEMA 6		
Material	<ul style="list-style-type: none"> • Enclosure: Aluminum alloy • Glass: Tempered glass 		
LED Service Life	60,000 hrs		
Entrance Thread	1 x M25		



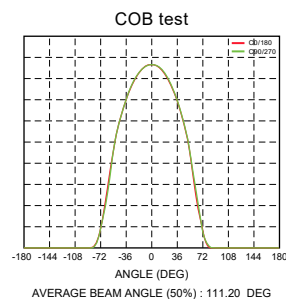
Dimension in Millimeters (inches)

Optical Report

Polar Luminous Intensity Distribution



Luminous Intensity Distribution Diagram



Model Code

THT	-	2L	A	120	Z	5	9	C	1217	P90
				①			②	③		④

① Wattage

120=120W
140=140W

② Voltage

6=120V
9=277V
C=480V

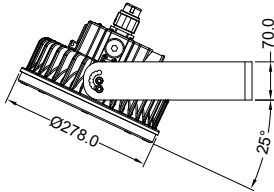
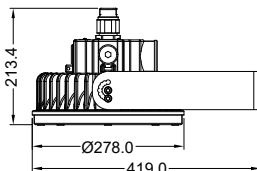
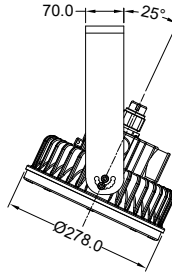
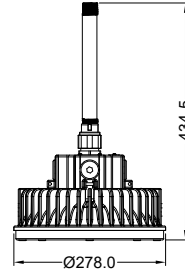
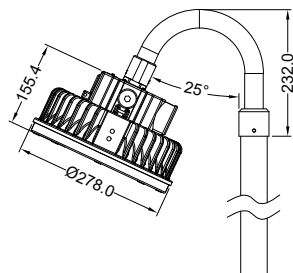
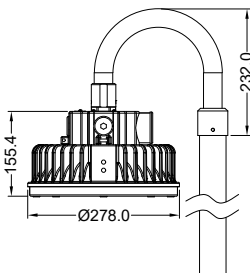
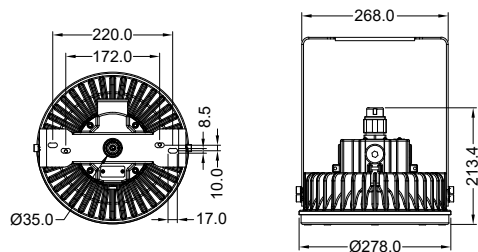
③ C.C.T.

C=Cool White
W=Warm White

④ Mounting Bracket Type

S25/90=Bending Electrical Tube 25°/90°
P90=Straight Electrical Tube
WHT(W25/90)=Wall Mount 25°/90°
WHT(H25/90)=Pendant Mount 25°/90°
PAN=Pan Mounting - C Brand
PANA=Pan Mounting - A Brand
PANK=Pan Mounting - K Brand

Mounting Option & Dimensions (All in mm)

Wall Mount 25° [WHT (W25)]  12.1 kg (26.7 lb)	Wall Mount 90° [WHT (W90)]  12.1 kg (26.7 lb)	Pendant Mount 25° [WHT(H25)]  12.1 kg (26.7 lb)	Straight Electrical Tube (P90)  11.3 kg (24.9 lb)
Bending Electrical Tube 25° (S25)  12.0 kg (26.5 lb)	Bending Electrical Tube 90° (S90)  12.1 kg (26.7 lb)	Pendant Mount 90° [WHT (H90)]  12.1 kg (26.7 lb)	

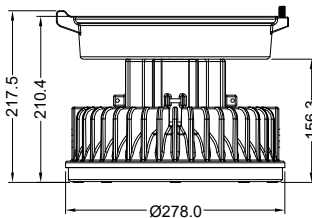
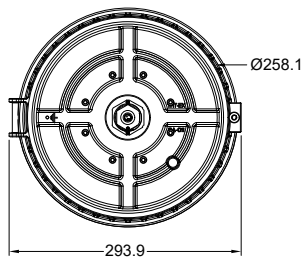
Applicable Area

- Oil Refinery Complex
- Petrochemical Complex
- Painting Facility
- Transporting Nature Gas
- Transproting Liquefied Petroleum Gas
- Offshore Platform (Oil and Natural Gas)

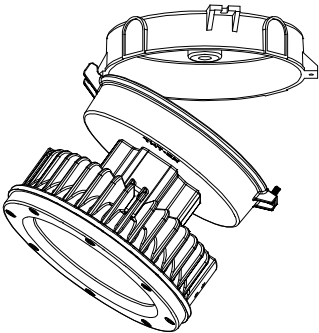
Pan Mounting Option & Dimensions (All in mm)

Retrofit Kit for C Brand

(PAN)



Installation Diagram

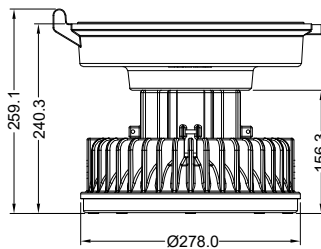
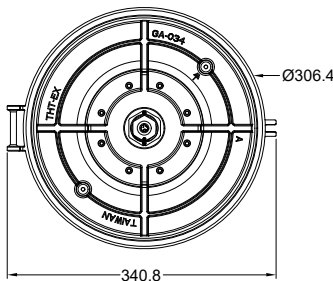


*Top hat is not included when placing order for retrofit pan.

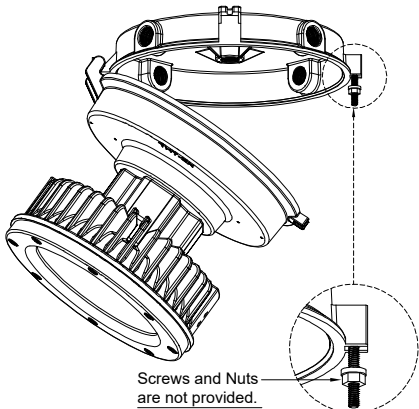
12.0 kg (26.5 lb)

Retrofit Kit for A Brand

(PANA)



Installation Diagram

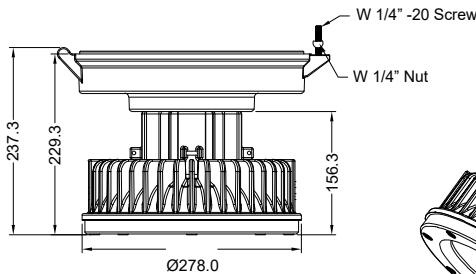
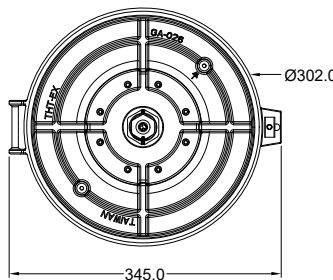


*Top hat is not included when placing order for retrofit pan.

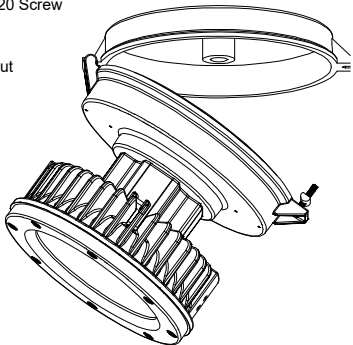
12.3 kg (27.1 lb)

Retrofit Kit for K Brand

(PANK)



Installation Diagram



*Top hat is not included when placing order for retrofit pan.

12.5 kg (27.6 lb)