



IECEx Certificate of Conformity

INTERNATIONAL ELECTROTECHNICAL COMMISSION IEC Certification System for Explosive Atmospheres

for rules and details of the IECEx Scheme visit www.iecex.com

Certificate No.:	IECEx UL 21.0037X	Page 1 of 4	<u>Certificate history:</u>
Status:	Current	Issue No: 2	Issue 1 (2022-06-13) Issue 0 (2021-04-20)
Date of Issue:	2022-10-26		
Applicant:	Top Hi-Tech Co. Ltd. 9F 1 Zhongshan Rd. Tucheng District New Taipei City 236 Taiwan		
Equipment:	LED Luminaires, Model L1319C Series – Models THTH1319C, THTH1319E, THTH1319D and THTH1319F Series.		
Optional accessory:			
Type of Protection:	Restricted breathing "nR" and Dust Ignition Protection by Enclosure "tb"		
Marking:	Ex nR IIC T4...T5...T6 Gc Ex tb IIIC T115°C...T110°C...T95°C...T70°C...T65°C...T60°C Db -20°C ≤ Ta ≤ +40°C or -20°C ≤ Ta ≤ +70°C or -20°C ≤ Ta ≤ +75°C or -20°C ≤ Ta ≤ +80°C or -20°C ≤ Ta ≤ +85°C or -20°C ≤ Ta ≤ +95°C		

Approved for issue on behalf of the IECEx
Certification Body:

Katy A. Holdredge

Position:

Senior Staff Engineer

Signature:
(for printed version)

Date:
(for printed version)

2022-10-26

1. This certificate and schedule may only be reproduced in full.
2. This certificate is not transferable and remains the property of the issuing body.
3. The Status and authenticity of this certificate may be verified by visiting www.iecex.com or use of this QR Code.



Certificate issued by:

UL LLC
333 Pfingsten Road
Northbrook IL 60062-2096
United States of America





IECEx Certificate of Conformity

Certificate No.: **IECEx UL 21.0037X**

Page 2 of 4

Date of issue: 2022-10-26

Issue No: 2

Manufacturer: **Top Hi-Tech Co. Ltd.**
9F 1 Zhongshan Rd.
Tucheng District
New Taipei City 236
Taiwan

Manufacturing locations: **Top Hi-Tech Co. Ltd.**
9F 1 Zhongshan Rd.
Tucheng District
New Taipei City 236
Taiwan

This certificate is issued as verification that a sample(s), representative of production, was assessed and tested and found to comply with the IEC Standard list below and that the manufacturer's quality system, relating to the Ex products covered by this certificate, was assessed and found to comply with the IECEx Quality system requirements. This certificate is granted subject to the conditions as set out in IECEx Scheme Rules, IECEx 02 and Operational Documents as amended

STANDARDS :

The equipment and any acceptable variations to it specified in the schedule of this certificate and the identified documents, was found to comply with the following standards

IEC 60079-0:2017 Explosive atmospheres - Part 0: Equipment - General requirements
Edition:7.0

IEC 60079-15:2017 Explosive atmospheres - Part 15: Equipment protection by type of protection "n"
Edition:5.0

IEC 60079-31:2013 Explosive atmospheres - Part 31: Equipment dust ignition protection by enclosure "t"
Edition:2

This Certificate **does not** indicate compliance with safety and performance requirements other than those expressly included in the Standards listed above.

TEST & ASSESSMENT REPORTS:

A sample(s) of the equipment listed has successfully met the examination and test requirements as recorded in:

Test Reports:

US/UL/ExTR21.0038/00

US/UL/ExTR21.0038/01

US/UL/ExTR21.0038/02

Quality Assessment Report:

DE/TUR/QAR13.0016/04



IECEx Certificate of Conformity

Certificate No.: **IECEx UL 21.0037X**

Page 3 of 4

Date of issue: 2022-10-26

Issue No: 2

EQUIPMENT:

Equipment and systems covered by this Certificate are as follows:

The Model L1319C Series of LED luminaires is suitable for use in hazardous location classified as Zone 2 and Zone 21. This luminaire consists of "nR"/"tb" LED array chamber.

Please see Annex for additional information.

SPECIFIC CONDITIONS OF USE: YES as shown below:

- The luminaire shall not be opened.
- Potential electrostatic charging hazard – see instructions.
- The luminaire does not have a test port fitted. (only for nR certificate).
- The gasket not to be replaced in the field.



IECEX Certificate of Conformity

Certificate No.: **IECEX UL 21.0037X**

Page 4 of 4

Date of issue: 2022-10-26

Issue No: 2

DETAILS OF CERTIFICATE CHANGES (for issues 1 and above)

Issue 1: Revises L1319C Series of LED luminaires; addiiton of module and drivers; addition/revision of drawings.

Issue 2: Revises temperature ranges of Models THTH1319vCBxfD0, THTH1319vCBxfF0, THTH1319uCBxfH0 and THTH1319uCBxfL0.

Annex:

[Annex to IECEx UL 21.0037X Issue 2.pdf](#)



IECEx Certificate of Conformity

Certificate No.: IECEx UL 21.0037X

Issue No.: 2

Page 1 of 11

TYPE DESIGNATION

Nomenclature for Luminaires:

The complete 2 feet luminaire catalogue number example is as follows:

Cat. No.	THT	H	1319	C	N	H	C	C	P0
	1	2	3	4	5	6	7	8	9

1 – Brand name

THT = Top Hi-Tech Co., Ltd.

2 – Category of product

H = HazLoc LED luminaire

3 – Model name

1319 = Model L1319C Series

4 – Designates series type and length of LED luminaire

C = 2ft length with clear glass

E = 2ft length with matted glass

5 – Designates type of Top Cover

N = Without Top Cover

C = With Top Cover

6 – Designates type of LED module

H = SMD type

B = COB type

7 – Designates CCT of LED

C = Cool white

W = Warm white

8 – Designates voltage of luminaire

4 = 100 Vac (For 20W/30W/40W/50W/60W/70W/80W/90W/100W/120W/150W only)

1 = 110 Vac (For 20W/30W/40W/50W/60W/70W/80W/90W/100W/120W/150W only)

6 = 120 Vac (For 20W/30W/40W/50W/60W/70W/80W/90W/100W/120W/150W only)

5 = 200 Vac (For 20W/30W/40W/50W/60W/70W/80W/90W/100W/120W/150W only)

2 = 220 Vac (For 20W/30W/40W/50W/60W/70W/80W/90W/100W/120W/150W only)

D = 230 Vac (For 20W/30W/40W/50W/60W/70W/80W/90W/100W/120W/150W only)

9 = 277 Vac (For 20W/30W/40W/50W/60W/70W/80W/90W/100W/120W/150W only)

F = 347 Vac (For 20W/40W/80W only)

C = 480 Vac (For 20W/40W/80W only)

H = 100~277 Vac (For 30W/40W/50W/60W/70W/80W/90W/100W/110W/120W/130W/140W/150W/160W only)

L = 125 Vdc (For 30W/35W/40W/45W/50W/55W/60W only)

9 – Designates wattage of luminaire

B0 = 20W (For 100V/110V/120V/200V/220V/230V/277V/347V/480V only)

C0 = 30W (For 100V/110V/120V/200V/220V/230V/277V/100~277V/125Vdc only)

C5 = 35W (For 125Vdc only)



IECEX Certificate of Conformity

Certificate No.: IECEx UL 21.0037X

Issue No.: 2

Page 2 of 11

D0 = 40W (For 100V/110V/120V/200V/220V/230V/277V/347V/480V/100~277V/125Vdc only)
D5 = 45W (For 125Vdc only)
E0 = 50W (For 100V/110V/120V/200V/220V/230V/277V/100~277V/125Vdc only)
E5 = 55W (For 125Vdc only)
F0 = 60W (For 100V/110V/120V/200V/220V/230V/277V/100~277V/125Vdc only)
G0 = 70W (For 100V/110V/120V/200V/220V/230V/277V/100~277V only)
H0 = 80W (For 100V/110V/120V/200V/220V/230V/277V/347V/480V/100~277V only)
I0 = 90W (For 100V/110V/120V/200V/220V/230V/277V/100~277V only)
J0 = 100W (For 100V/110V/120V/200V/220V/230V/277V/100~277V only)
K0 = 110W (For 100~277V only)
L0 = 120W (For 100V/110V/120V/200V/220V/230V/277V/100~277V only)
M0 = 130W (For 100~277V only)
N0 = 140W (For 100~277V only)
P0 = 150W (For 100V/110V/120V/200V/220V/230V/277V/100~277V only)
Q0 = 160W (For 100~277V only)

Models with 2 feet luminaire covered are as follows:

Models	Ambient Temperature range	'nR' Temperature Code	'tb' Temperature Rating
THTH1319vwHxyz	-20°C to +40°C	T5	T95°C
	-20°C to +60°C	T4	T115°C
THTH1319vwBxfn	-20°C to +40°C	T4	T110°C
	-20°C to +45°C	T4	T115°C
THTH1319vCBxfD0	-20°C to +40°C	T6	T60°C
	-20°C to +80°C	T5	T95°C
	-20°C to +95°C	T4	T110°C
THTH1319vCBxfF0	-20°C to +40°C	T6	T65°C
	-20°C to +75°C	T5	T95°C
	-20°C to +95°C	T4	T115°C

v can be C or E; w can be N or C; x can be C or W; y can be 4, 1, 6, 5, 2, D, 9, F, C, H or L; z can be B0, C0, C5, D0, D5, E0, E5, F0, G0, H0, I0, J0, K0, L0, M0, N0, P0 or Q0; f can be 1, 6, 2, D or 9; n can be D0, F0, H0, J0 or L0

Nomenclature for Luminaires:

The complete 4 feet luminaire catalogue number example is as follows:

Cat.	THT	H	1319	D	C	H	C	C	30
No.	1	2	3	4	5	6	7	8	9

1 – Brand name

THT = Top Hi-Tech Co., Ltd.

2 – Category of product

H = HazLoc LED luminaire

3 – Model name

1319 = Model L1319C Series

4 – Designates series type and length of LED luminaire

D = 4ft length with clear glass

F = 4ft length with matted glass



IECEx Certificate of Conformity

Certificate No.: IECEx UL 21.0037X

Issue No.: 2

Page 3 of 11

5 – Designates type of Top Cover
C = With Top Cover

6 – Designates type of LED module
H = SMD type
B = COB type

7 – Designates CCT of LED
C = Cool white
W = Warm white

8 – Designates voltage of luminaire
4 = 100 Vac (For 40W/60W/80W/100W/120W/140W/160W/180W/210W/240W/300W only)
1 = 110 Vac (For 40W/60W/80W/100W/120W/140W/160W/180W/200W/210W/240W/300W only)
6 = 120 Vac (For 40W/60W/80W/100W/120W/140W/160W/180W/200W/210W/240W/300W only)
5 = 200 Vac (For 40W/60W/80W/100W/120W/140W/160W/180W/210W/240W/300W only)
2 = 220 Vac (For 40W/60W/80W/100W/120W/140W/160W/180W/200W/210W/240W/300W only)
D = 230 Vac (For 40W/60W/80W/100W/120W/140W/160W/180W/200W/210W/240W/300W only)
9 = 277 Vac (For 40W/60W/80W/100W/120W/140W/160W/180W/200W/210W/240W/300W only)
F = 347 Vac (For 40W/80W/160W only)
C = 480 Vac (For 40W/80W/160W only)
H = 100~277 Vac (For 120W/150W/160W/170W/180W/190W/200W/210W/220W/230W/240W/250W/260W/270W/280W/290W/300W only)

9 – Designates wattage of luminaire
D0 = 40W (For 100V/110V/120V/200V/220V/230V/277V/347V/480V only)
F0 = 60W (For 100V/110V/120V/200V/220V/230V/277V only)
H0 = 80W (For 100V/110V/120V/200V/220V/230V/277V/347V/480V only)
J0 = 100W (For 100V/110V/120V/200V/220V/230V/277V only)
L0 = 120W (For 100V/110V/120V/200V/220V/230V/277V/100~277V only)
N0 = 140W (For 100V/110V/120V/200V/220V/230V/277V only)
P0 = 150W (For 100~277V only)
Q0 = 160W (For 100V/110V/120V/200V/220V/230V/277V/347V/480V/100~277V only)
R0 = 170W (For 100~277V only)
S0 = 180W (For 100V/110V/120V/200V/220V/230V/277V/100~277V only)
T0 = 190W (For 100~277V only)
U0 = 200W (For 110V/120V/220V/230V/277V/100~277V only)
V0 = 210W (For 100V/110V/120V/200V/220V/230V/277V/100~277V only)
W0 = 220W (For 100~277V only)
X0 = 230W (For 100~277V only)
Y0 = 240W (For 100V/110V/120V/200V/220V/230V/277V/100~277V only)
25 = 250W (For 100~277V only)
26 = 260W (For 100~277V only)
27 = 270W (For 100~277V only)
28 = 280W (For 100~277V only)
29 = 290W (For 100~277V only)
30 = 300W (For 100V/110V/120V/200V/220V/230V/277V/100~277V only)



IECEx Certificate of Conformity

Certificate No.:

IECEx UL 21.0037X

Issue No.: 2

Page 4 of 11

Models with 4 feet luminaire covered are as follows:

Models	Ambient Temperature range	'nR' Temperature Code	'tb' Temperature Rating
THTH1319uCHxyzz	-20°C to +40°C	T5	T95°C
	-20°C to +60°C	T4	T115°C
THTH1319uCBxfp	-20°C to +40°C	T4	T110°C
	-20°C to +45°C	T4	T115°C
THTH1319uCBxfH0	-20°C to +40°C	T6	T65°C
	-20°C to +75°C	T5	T95°C
	-20°C to +95°C	T4	T115°C
THTH1319uCBxfL0	-20°C to +40°C	T6	T70°C
	-20°C to +70°C	T5	T95°C
	-20°C to +85°C	T4	T110°C

u can be D or F; x can be C or W; yy can be 4, 1, 6, 5, 2, D, 9, F, C or H; zz can be D0, F0, H0, J0, L0, N0, P0, Q0, R0, S0, T0, U0, V0, W0, X0, Y0, 25, 26, 27, 28, 29 or 30; f can be 1, 6, 2, D or 9; p can be H0, L0, Q0, U0 or Y0

PARAMETERS RELATING TO THE SAFETY

Electrical Rating:

Models	Length	Voltage (Vac)	Frequency (Hz)	Wattage (W)
THTH1319vwHxaB0	2ft	100/110/120/200/220/230/277/347/480	50/60	20
THTH1319vwHxbB0		100/110/120/200/220/230/277	50/60	20
THTH1319vwHxdC0		100/110/120/200/220/230/277/100~277/125Vdc	50/60	30
THTH1319vwHxeC5		125Vdc	50/60	35
THTH1319vwHxaD0		100/110/120/200/220/230/277/347/480	50/60	40
THTH1319vwHxbD0		110/120/220/230/277	50/60	40
THTH1319vwHxdD0		100/110/120/200/220/230/277/100~277/125Vdc	50/60	40
THTH1319vwHxeD5		125Vdc	50/60	45
THTH1319vwHxdE0		100/110/120/200/220/230/277/100~277/125Vdc	50/60	50
THTH1319vwHxeE5		125Vdc	50/60	55
THTH1319vwHxbF0		100/110/120/200/220/230/277	50/60	60
THTH1319vwHxbF0		110/120/220/230/277	50/60	60
THTH1319vwHxdF0		100/110/120/200/220/230/277/100~277/125Vdc	50/60	60
THTH1319vwHxgG0		100/110/120/200/220/230/277/100~277	50/60	70
THTH1319vwHxcH0		120/277/347/480	50/60	80
THTH1319vwHxbH0		110/120/220/230/277	50/60	80
THTH1319vwHxgH0		100/110/120/200/220/230/277/100~277	50/60	80
THTH1319vwHxgI0		100/110/120/200/220/230/277/100~277	50/60	90
THTH1319vwHxbJ0		110/120/220/230/277	50/60	100
THTH1319vwHxgJ0		100/110/120/200/220/230/277/100~277	50/60	100
THTH1319vwHxhK0		100~277	50/60	110
THTH1319vwHxbL0		100/110/120/200/220/230/277	50/60	120
THTH1319vwHxbL0		110/120/220/230/277	50/60	120
THTH1319vwHxhL0		100~277	50/60	120
THTH1319vwHxhM0		100~277	50/60	130
THTH1319vwHxhN0		100~277	50/60	140
THTH1319vwHxbP0		100/110/120/200/220/230/277	50/60	150
THTH1319vwHxhP0		100~277	50/60	150
THTH1319vwHxhQ0		100~277	50/60	160
THTH1319uCHxaD0	4ft	100/110/120/200/220/230/277/347/480	50/60	40
THTH1319uCHxbD0		100/110/120/200/220/230/277	50/60	40
THTH1319uCHxbF0		100/110/120/200/220/230/277	50/60	60
THTH1319uCHxaH0		100/110/120/200/220/230/277/347/480	50/60	80



IECEx Certificate of Conformity

Certificate No.:

IECEx UL 21.0037X

Issue No.: 2

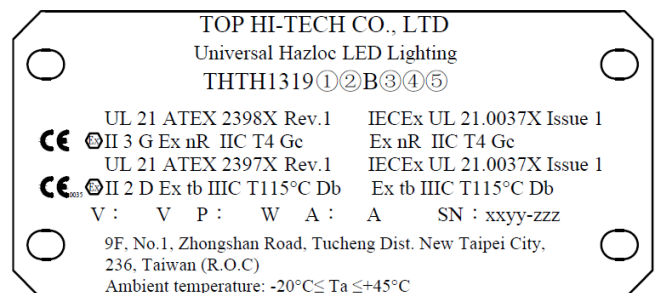
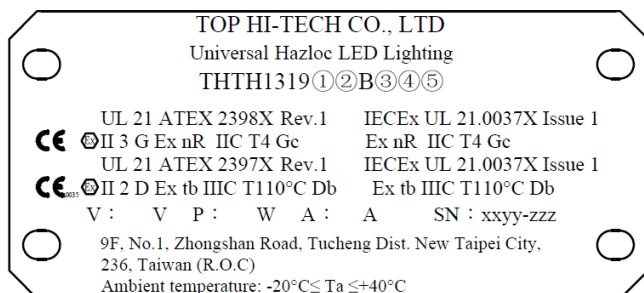
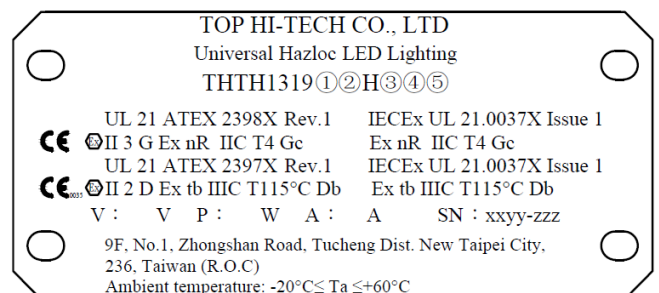
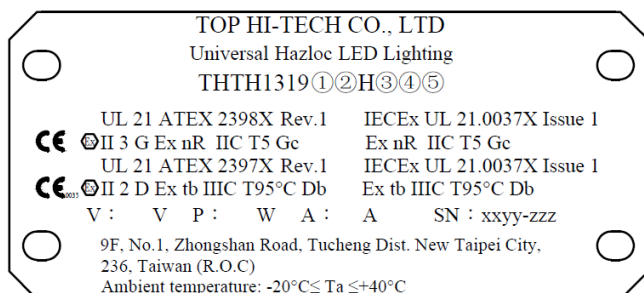
Page 5 of 11

THTH1319uCBxfH0	110/120/220/230/277	50/60	80
THTH1319uCHxbH0	100/110/120/200/220/230/277	50/60	80
THTH1319uCHxbJ0	100/110/120/200/220/230/277	50/60	100
THTH1319uCHxbL0	100/110/120/200/220/230/277	50/60	120
THTH1319uCBxfL0	110/120/220/230/277	50/60	120
THTH1319uCHxgL0	100/110/120/200/220/230/277/100~277	50/60	120
THTH1319uCHxbN0	100/110/120/200/220/230/277	50/60	140
THTH1319uCHxhP0	100~277	50/60	150
THTH1319uCHxcQ0	120/277/347/480	50/60	160
THTH1319uCBxfQ0	110/120/220/230/277	50/60	160
THTH1319uCHxgQ0	100/110/120/200/220/230/277/100~277	50/60	160
THTH1319uCHxhR0	100~277	50/60	170
THTH1319uCHxgS0	100/110/120/200/220/230/277/100~277	50/60	180
THTH1319uCHxhT0	100~277	50/60	190
THTH1319uCBxfU0	110/120/220/230/277	50/60	200
THTH1319uCHxhU0	100~277	50/60	200
THTH1319uCHxgV0	100/110/120/200/220/230/277/100~277	50/60	210
THTH1319uCHxhW0	100~277	50/60	220
THTH1319uCHxhX0	100~277	50/60	230
THTH1319uCHxbY0	100/110/120/200/220/230/277	50/60	240
THTH1319uCBxfY0	110/120/220/230/277	50/60	240
THTH1319uCHxhY0	100~277	50/60	240
THTH1319uCHxh25	100~277	50/60	250
THTH1319uCHxh26	100~277	50/60	260
THTH1319uCHxh27	100~277	50/60	270
THTH1319uCHxh28	100~277	50/60	280
THTH1319uCHxh29	100~277	50/60	290
THTH1319uCHxb30	100/110/120/200/220/230/277	50/60	300
THTH1319uCHxh30	100~277	50/60	300

v can be C or E; u can be D or F; w can be N or C; x can be C or W; a can be 4, 1, 6, 5, 2, D, 9, F or C; b can be 4, 1, 6, 5, 2, D or 9; c can be 6, 9, F or C; d can be 4, 1, 6, 5, 2, D, 9, F, C, H or L; e can be L; f can be 1, 6, 2, D or 9; g can be 4, 1, 6, 5, 2, D, 9 or H; h can be H

MARKING

Marking has to be readable and indelible; it has to include the following indications:





IECEx Certificate of Conformity

Certificate No.:

IECEx UL 21.0037X

Issue No.: 2

Page 6 of 11

WARNING -THE LUMINAIRE SHALL NOT BE OPENED.
WARNING - POTENTIAL ELECTROSTATIC CHARGING HAZARD.
- SEE INSTRUCTIONS.
WARNING-THE LUMINAIRE DOES NOT HAVE A TEST PORT FITTED.
WARNING-THE GASKET NOT TO BE REPLACED IN THE FIELD

NOTE :

Model THTH1319vwHxyz

Model THTH1319vwBxfn

v can be C or E;

w can be N or C;

x can be C or W;

y can be 4, 1, 6, 5, 2, D, 9, F, C, H or L;

z can be B0, C0, C5, D0, D5, E0, E5, F0, G0,

H0, I0, J0, K0, L0, M0, N0, P0 or Q0;

f can be 1, 6, 2, D or 9;

n can be D0, F0, H0, J0 or L0

NOTE :

Plate Board :

1. Material : SUS304.

2. M3 screw Fix.

3. 0035 is the Notified Body number of TÜV
Rheinland Industrie service GmbH.

4. SN number description as show the follow :

-xx means Two yards after the first AD.

-yy means Week number.

-zzz means Current week code.

Warning Board :

1. Material : Polyester (L-001)

2. Product Information : Silver, Black Fonts

3. The material must comply with RoHS and REACH

4. IQC must check the dimension with the QC marked
before mass production.

5. Other dimension please refer the 3D and 2D attachment.

6. Surface fonts are clearly visible.

7. The surface must be clean and not dirty.

8. Applied Temperature : 125°C.

TOP HI-TECH CO., LTD

Universal Hazloc LED Lighting

THTH1319①②H③④⑤

UL 21 ATEX 2398X Rev.1 IECEx UL 21.0037X Issue 1
CE ②II 3 G Ex nR IIC T5 Gc Ex nR IIC T5 Gc

UL 21 ATEX 2397X Rev. 1 IECEx UL 21.0037X Issue 1
CE ②II 2 D Ex tb IIIC T95°C Db Ex tb IIIC T95°C Db

V : V P : W A : A SN : xxyy-zzz

Ambient temperature: -20°C ≤ Ta ≤ +40°C

9F, No.1, Zhongshan Road, Tucheng Dist. New Taipei City, 236, Taiwan (R.O.C)

TOP HI-TECH CO., LTD

Universal Hazloc LED Lighting

THTH1319①②H③④⑤

UL 21 ATEX 2398X Rev.1 IECEx UL 21.0037X Issue 1
CE ②II 3 G Ex nR IIC T4 Gc Ex nR IIC T4 Gc

UL 21 ATEX 2397X Rev. 1 IECEx UL 21.0037X Issue 1
CE ②II 2 D Ex tb IIIC T115°C Db Ex tb IIIC T115°C Db

V : V P : W A : A SN : xxyy-zzz

Ambient temperature: -20°C ≤ Ta ≤ +60°C

9F, No.1, Zhongshan Road, Tucheng Dist. New Taipei City, 236, Taiwan (R.O.C)

TOP HI-TECH CO., LTD

Universal Hazloc LED Lighting

THTH1319①②B③④⑤

UL 21 ATEX 2398X Rev.1 IECEx UL 21.0037X Issue 1
CE ②II 3 G Ex nR IIC T4 Gc Ex nR IIC T4 Gc

UL 21 ATEX 2397X Rev. 1 IECEx UL 21.0037X Issue 1
CE ②II 2 D Ex tb IIIC T110°C Db Ex tb IIIC T110°C Db

V : V P : W A : A SN : xxyy-zzz

Ambient temperature: -20°C ≤ Ta ≤ +40°C

9F, No.1, Zhongshan Road, Tucheng Dist. New Taipei City, 236, Taiwan (R.O.C)

TOP HI-TECH CO., LTD

Universal Hazloc LED Lighting

THTH1319①②B③④⑤

UL 21 ATEX 2398X Rev.1 IECEx UL 21.0037X Issue 1
CE ②II 3 G Ex nR IIC T4 Gc Ex nR IIC T4 Gc

UL 21 ATEX 2397X Rev. 1 IECEx UL 21.0037X Issue 1
CE ②II 2 D Ex tb IIIC T115°C Db Ex tb IIIC T115°C Db

V : V P : W A : A SN : xxyy-zzz

Ambient temperature: -20°C ≤ Ta ≤ +45°C

9F, No.1, Zhongshan Road, Tucheng Dist. New Taipei City, 236, Taiwan (R.O.C)

NOTE :

1. Material : Polyester (L-001)

2. 0035 is the Notified Body number of TÜV Rheinland
Industrie service GmbH.

3. SN number description as show the follow :

-xx means Two yards after the first AD.

-yy means Week number.

-zzz means Current week code.

WARNING -THE LUMINAIRE SHALL NOT BE OPENED.
WARNING - POTENTIAL ELECTROSTATIC CHARGING HAZARD.
- SEE INSTRUCTIONS.
WARNING-THE LUMINAIRE DOES NOT HAVE A TEST PORT FITTED.
WARNING-THE GASKET NOT TO BE REPLACED IN THE FIELD



IECEx Certificate of Conformity

Certificate No.:

IECEx UL 21.0037X

Issue No.: 2

Page 7 of 11

①-Designates series type and length of LED luminaire

C = 2ft. length with clear glass
E = 2ft. length with matted glass

②-Designates type of Top Cover

N = Without Top Cover
C = With Top Cover

③-Designates CCT of LED

C = Cool white
W = Warm white

④-Designates voltage of luminaire

4 = 100 Vac (For 20W/30W/40W/50W/60W/70W/80W/90W/100W/120W/150W only)
1 = 110 Vac (For 20W/30W/40W/50W/60W/70W/80W/90W/100W/120W/150W only)
6 = 120 Vac (For 20W/30W/40W/50W/60W/70W/80W/90W/100W/120W/150W only)
5 = 200 Vac (For 20W/30W/40W/50W/60W/70W/80W/90W/100W/120W/150W only)
2 = 220 Vac (For 20W/30W/40W/50W/60W/70W/80W/90W/100W/120W/150W only)
D = 230 Vac (For 20W/30W/40W/50W/60W/70W/80W/90W/100W/120W/150W only)
9 = 277 Vac (For 20W/30W/40W/50W/60W/70W/80W/90W/100W/120W/150W only)
F = 347 Vac (For 20W/40W/80W only)
C = 480 Vac (For 20W/40W/80W only)
H=100~277Vac (For 30W/40W/50W/60W/70W/80W/90W/100W/110W/120W/130W/140W/150W/160W only)
L=125 Vdc (For 30W/35W/40W/45W/50W/55W/60W only)

⑤-Designates wattage of luminaire

B0 = 20W(For 100V/110V/120V/200V/220V/230V/277V/347V/480V only)
C0 = 30W(For 100V/110V/120V/200V/220V/230V/277V/100~277V/125Vdc only)
C5 = 35W(For 125Vdc only)
D0 = 40W(For 100V/110V/120V/200V/220V/230V/277V/347V/480V/100~277V/125Vdc only)
D5 = 45W(For 125Vdc only)
E0 = 50W(For 100V/110V/120V/200V/220V/230V/277V/100~277V/125Vdc only)
E5 = 55W(For 125Vdc only)
F0 = 60W(For 100V/110V/120V/200V/220V/230V/277V/100~277V/125Vdc only)
G0 = 70W(For 100V/110V/120V/200V/220V/230V/277V/100~277V only)
H0 = 80W(For 100V/110V/120V/200V/220V/230V/277V/347V/480V/100~277V only)
I0 = 90W(For 100V/110V/120V/200V/220V/230V/277V/100~277V only)
J0 = 100W(For 100V/110V/120V/200V/220V/230V/277V/100~277V only)
K0 = 110W(For 100~277V only)
L0 = 120W(For 100V/110V/120V/200V/220V/230V/277V/100~277V only)
M0 = 130W(For 100~277V only)
N0 = 140W(For 100~277V only)
P0 = 150W(For 100V/110V/120V/200V/220V/230V/277V/100~277V only)
Q0 = 160W(For 100~277V only)

TOP HI-TECH CO., LTD

Universal Hazloc LED Lighting

THTH1319①CH②③④



UL 21 ATEX 2398X Rev.1 IECEx UL 21.0037X Issue 1



Ex nR IIC T5 Gc

UL 21 ATEX 2397X Rev.1 IECEx UL 21.0037X Issue 1



Ex tb IIIC T95°C Db

V : V P : W A : A SN : xxyy-zzz

9F, No.1, Zhongshan Road, Tucheng Dist. New Taipei City,
236, Taiwan (R.O.C)

Ambient temperature: -20°C ≤ Ta ≤ +40°C

TOP HI-TECH CO., LTD

Universal Hazloc LED Lighting

THTH1319①CH②③④



UL 21 ATEX 2398X Rev.1 IECEx UL 21.0037X Issue 1



Ex nR IIC T4 Gc

UL 21 ATEX 2397X Rev.1 IECEx UL 21.0037X Issue 1



Ex tb IIIC T115°C Db

V : V P : W A : A SN : xxyy-zzz

9F, No.1, Zhongshan Road, Tucheng Dist. New Taipei City,
236, Taiwan (R.O.C)

Ambient temperature: -20°C ≤ Ta ≤ +60°C

TOP HI-TECH CO., LTD

Universal Hazloc LED Lighting

THTH1319①CB②③④



UL 21 ATEX 2398X Rev.1 IECEx UL 21.0037X Issue 1



Ex nR IIC T4 Gc

UL 21 ATEX 2397X Rev.1 IECEx UL 21.0037X Issue 1



Ex tb IIIC T110°C Db

V : V P : W A : A SN : xxyy-zzz

9F, No.1, Zhongshan Road, Tucheng Dist. New Taipei City,
236, Taiwan (R.O.C)

Ambient temperature: -20°C ≤ Ta ≤ +40°C

TOP HI-TECH CO., LTD

Universal Hazloc LED Lighting

THTH1319①CB②③④



UL 21 ATEX 2398X Rev.1 IECEx UL 21.0037X Issue 1



Ex nR IIC T4 Gc

UL 21 ATEX 2397X Rev.1 IECEx UL 21.0037X Issue 1



Ex tb IIIC T115°C Db

V : V P : W A : A SN : xxyy-zzz

9F, No.1, Zhongshan Road, Tucheng Dist. New Taipei City,
236, Taiwan (R.O.C)

Ambient temperature: -20°C ≤ Ta ≤ +45°C



IECEx Certificate of Conformity

Certificate No.: IECEx UL 21.0037X

Issue No.: 2

Page 8 of 11

WARNING -THE LUMINAIRE SHALL NOT BE OPENED.
WARNING - POTENTIAL ELECTROSTATIC CHARGING HAZARD.
- SEE INSTRUCTIONS.
WARNING-THE LUMINAIRE DOES NOT HAVE A TEST PORT FITTED.
WARNING-THE GASKET NOT TO BE REPLACED IN THE FIELD

NOTE :

Model THTH1319uCHxyzz
Model THTH1319uCBxyp
u can be D or F;
x can be C or W;
yy can be 4, 1, 6, 5, 2, D, 9, F, C or H;
zz can be D0, F0, H0, J0, L0, N0, P0, Q0, R0, S0, T0, U0,
V0, W0, X0, Y0, 25, 26, 27, 28, 29 or 30;
f can be 1, 6, 2, D or 9;
p can be H0, L0, Q0, U0 or Y0

NOTE :

Plate Board :
1. Material : SUS304.
2. M3 screw Fix.
3. 0035 is the Notified Body number of TÜV
Rheinland Industrie service GmbH.
4. SN number description as show the follow :
-xx means Two yards after the first AD.
-yy means Week number.
-zzz means Current week code.

Warning Board :

1. Material : Polyester (L-001)
2. Product Information : Silver, Black Fonts
3. The material must comply with RoHS and REACH
4. IQC must check the dimension with the QC marked
before mass production.
5. Other dimension please refer the 3D and 2D attachment.
6. Surface fonts are clearly visible.
7. The surface must be clean and not dirty.
8. Applied Temperature : 125°C.

TOP HI-TECH CO., LTD

Universal Hazloc LED Lighting

THTH1319①CH②③④

UL 21 ATEX 2398X Rev.1 IECEx UL 21.0037X Issue 1
CE ②II 3 G Ex nR IIC T5 Gc Ex nR IIC T5 Gc
UL 21 ATEX 2397X Rev. 1 IECEx UL 21.0037X Issue 1
CE ②II 2 D Ex tb IIIC T95°C Db Ex tb IIIC T95°C Db
V : V P : W A : A SN : xxyy-zzz

Ambient temperature: -20°C ≤ Ta ≤ +40°C

9F, No.1, Zhongshan Road, Tucheng Dist. New Taipei City, 236, Taiwan (R.O.C)

TOP HI-TECH CO., LTD

Universal Hazloc LED Lighting

THTH1319①CH②③④

UL 21 ATEX 2398X Rev.1 IECEx UL 21.0037X Issue 1
CE ②II 3 G Ex nR IIC T4 Gc Ex nR IIC T4 Gc
UL 21 ATEX 2397X Rev. 1 IECEx UL 21.0037X Issue 1
CE ②II 2 D Ex tb IIIC T115°C Db Ex tb IIIC T115°C Db
V : V P : W A : A SN : xxyy-zzz

Ambient temperature: -20°C ≤ Ta ≤ +60°C

9F, No.1, Zhongshan Road, Tucheng Dist. New Taipei City, 236, Taiwan (R.O.C)

TOP HI-TECH CO., LTD

Universal Hazloc LED Lighting

THTH1319①CB②③④

UL 21 ATEX 2398X Rev.1 IECEx UL 21.0037X Issue 1
CE ②II 3 G Ex nR IIC T4 Gc Ex nR IIC T4 Gc
UL 21 ATEX 2397X Rev. 1 IECEx UL 21.0037X Issue 1
CE ②II 2 D Ex tb IIIC T110°C Db Ex tb IIIC T110°C Db
V : V P : W A : A SN : xxyy-zzz

Ambient temperature: -20°C ≤ Ta ≤ +40°C

9F, No.1, Zhongshan Road, Tucheng Dist. New Taipei City, 236, Taiwan (R.O.C)

TOP HI-TECH CO., LTD

Universal Hazloc LED Lighting

THTH1319①CB②③④

UL 21 ATEX 2398X Rev.1 IECEx UL 21.0037X Issue 1
CE ②II 3 G Ex nR IIC T4 Gc Ex nR IIC T4 Gc
UL 21 ATEX 2397X Rev. 1 IECEx UL 21.0037X Issue 1
CE ②II 2 D Ex tb IIIC T115°C Db Ex tb IIIC T115°C Db
V : V P : W A : A SN : xxyy-zzz

Ambient temperature: -20°C ≤ Ta ≤ +45°C

9F, No.1, Zhongshan Road, Tucheng Dist. New Taipei City, 236, Taiwan (R.O.C)

NOTE :

1. Material : Polyester (L-001)
2. 0035 is the Notified Body number of TÜV Rheinland
Industrie service GmbH.
3. SN number description as show the follow :
-xx means Two yards after the first AD.
-yy means Week number.
-zzz means Current week code.

WARNING -THE LUMINAIRE SHALL NOT BE OPENED.
WARNING - POTENTIAL ELECTROSTATIC CHARGING HAZARD.
- SEE INSTRUCTIONS.
WARNING-THE LUMINAIRE DOES NOT HAVE A TEST PORT FITTED.
WARNING-THE GASKET NOT TO BE REPLACED IN THE FIELD



IECEx Certificate of Conformity

Certificate No.:

IECEx UL 21.0037X

Issue No.: 2

Page 9 of 11

①-Designates series type and length of LED luminaire

D = 4ft length with clear glass
F = 4ft length with matted glass

②-Designates CCT of LED

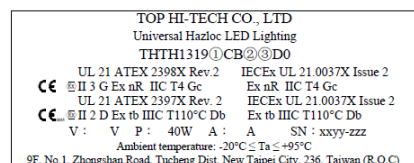
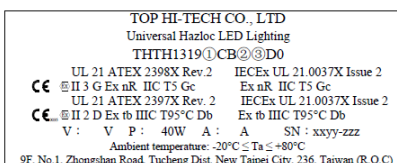
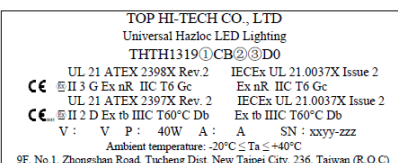
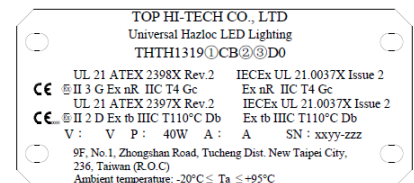
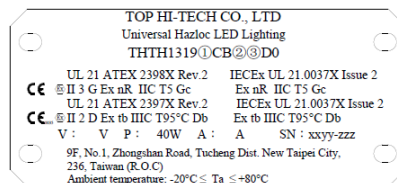
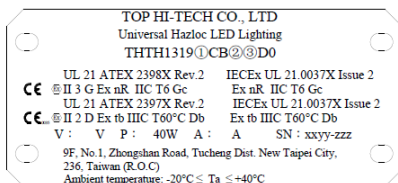
C = Cool white
W = Warm white

③-Designates voltage of luminaire

4 = 100 Vac (For 40W/60W/80W/100W/120W/140W/160W/180W/210W/240W/300W only)
1 = 110 Vac (For 40W/60W/80W/100W/120W/140W/160W/180W/200W/210W/240W/300W only)
6 = 120 Vac (For 40W/60W/80W/100W/120W/140W/160W/180W/200W/210W/240W/300W only)
5 = 200 Vac (For 40W/60W/80W/100W/120W/140W/160W/180W/210W/240W/300W only)
2 = 220 Vac (For 40W/60W/80W/100W/120W/140W/160W/180W/200W/210W/240W/300W only)
D = 230 Vac (For 40W/60W/80W/100W/120W/140W/160W/180W/200W/210W/240W/300W only)
9 = 277 Vac (For 40W/60W/80W/100W/120W/140W/160W/180W/200W/210W/240W/300W only)
F = 347 Vac (For 40W/80W/160W only)
C = 480 Vac (For 40W/80W/160W only)
H = 100~277Vac (For 120W/150W/160W/170W/180W/190W/200W/210W/220W/230W/240W/
250W/260W/270W/280W/290W/300W only)

④-Designates wattage of luminaire

D0 = 40W (For 100V/110V/120V/200V/220V/230V/277V/347V/480V only)
F0 = 60W (For 100V/110V/120V/200V/220V/230V/277V only)
H0 = 80W (For 100V/110V/120V/200V/220V/230V/277V/347V/480V only)
J0 = 100W (For 100V/110V/120V/200V/220V/230V/277V only)
L0 = 120W (For 100V/110V/120V/200V/220V/230V/277V/100~277V only)
N0 = 140W (For 100V/110V/120V/200V/220V/230V/277V only)
P0 = 150W (For 100~277V only)
Q0 = 160W (For 100V/110V/120V/200V/220V/230V/277V/347V/480V/100~277V only)
R0 = 170W (For 100~277V only)
S0 = 180W (For 100V/110V/120V/200V/220V/230V/277V/100~277V only)
T0 = 190W (For 100~277V only)
U0 = 200W (For 110V/120V/220V/230V/277V/100~277V only)
V0 = 210W (For 100V/110V/120V/200V/220V/230V/277V/100~277V only)
W0 = 220W (For 100~277V only)
X0 = 230W (For 100~277V only)
Y0 = 240W (For 100V/110V/120V/200V/220V/230V/277V/100~277V only)
25 = 250W (For 100~277V only)
26 = 260W (For 100~277V only)
27 = 270W (For 100~277V only)
28 = 280W (For 100~277V only)
29 = 290W (For 100~277V only)
30 = 300W (For 100V/110V/120V/200V/220V/230V/277V/100~277V only)





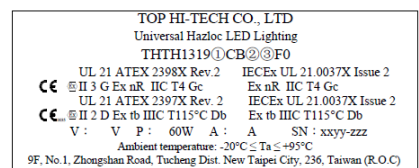
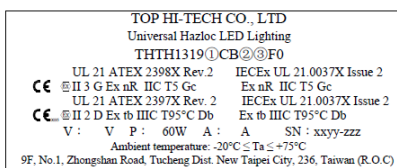
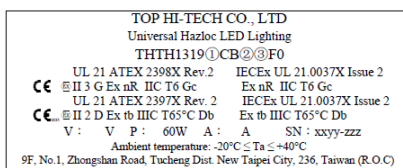
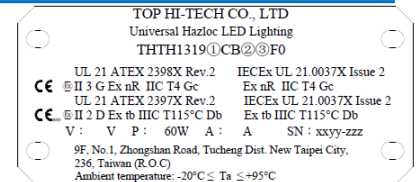
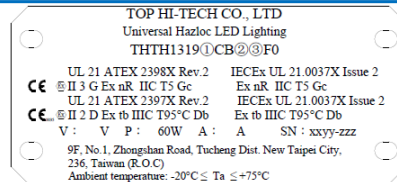
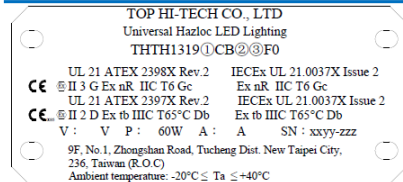
IECEx Certificate of Conformity

Certificate No.:

IECEx UL 21.0037X

Issue No.: 2

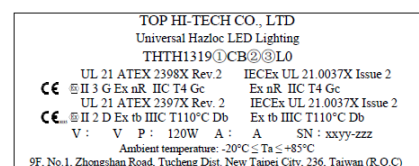
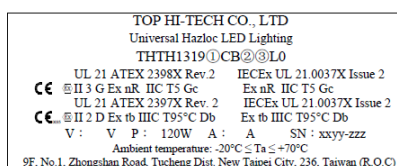
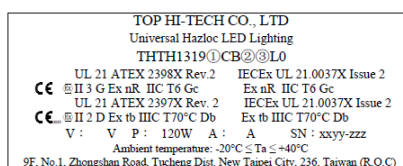
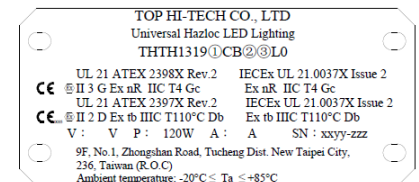
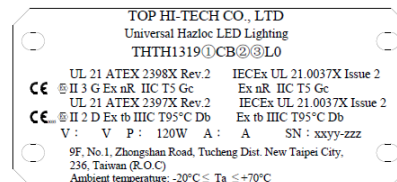
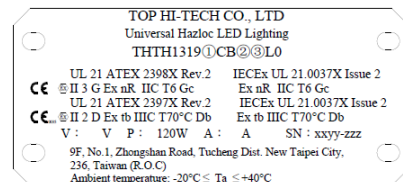
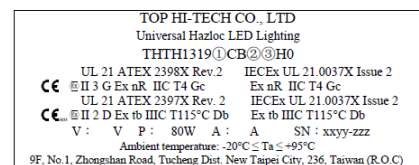
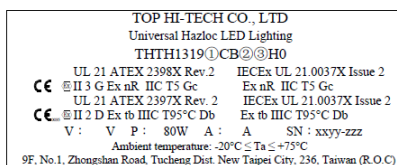
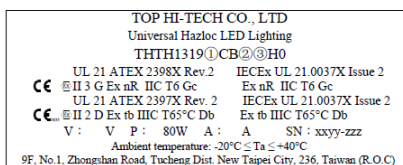
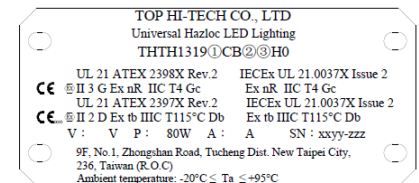
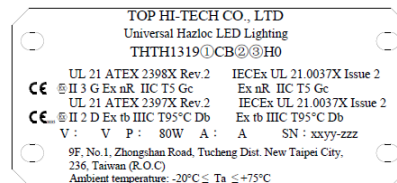
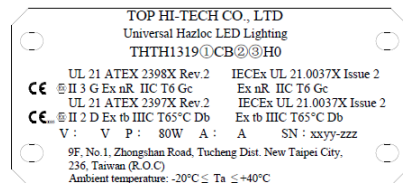
Page 10 of 11



- ①-Designates series type and length of LED luminaire
C = 2ft. length with clear glass
E = 2ft. length with matted glass
- ②-Designates CCT of LED
C = Cool white
W = Warm white
- ③-Designates voltage of luminaire
1 = 110 Vac
6 = 120 Vac
2 = 220 Vac
D = 230 Vac
9 = 277 Vac

WARNING -THE LUMINAIRE SHALL NOT BE OPENED.
WARNING - POTENTIAL ELECTROSTATIC CHARGING HAZARD.
- SEE INSTRUCTIONS
WARNING-THE LUMINAIRE DOES NOT HAVE A TEST PORT FITTED.
WARNING-THE GASKET NOT TO BE REPLACED IN THE FIELD

- NOTE:
1. Material : SUS304.
 2. M3 screw Fix.
 3. 0035 is the Notified Body number of TÜV Rheinland Industrie service GmbH.
 4. SN number description as show the follow :
-xx means Two yards after the first AD.
-yy means Week number.
-zzz means Current week code.
- NOTE:
1. Material : Polyester (L-001)
 2. Product Information : Silver, Black Fonts
 3. The material must comply with RoHS and REACH
 4. IQC must check the dimension with the QC marked before mass production.
 5. Other dimension please refer the 3D and 2D attachment.
 6. Surface fonts are clearly visible.
 7. The surface must be clean and not dirty.
 8. Applied Temperature : 125°C.





IECEx Certificate of Conformity

Certificate No.: IECEx UL 21.0037X

Issue No.: 2

Page 11 of 11

①-Designates series type and length of LED luminaire

D = 4ft length with clear glass
F = 4ft length with matted glass

②-Designates CCT of LED

C = Cool white
W = Warm white

③-Designates voltage of luminaire

1 = 110 Vac
6 = 120 Vac
2 = 220 Vac
D = 230 Vac
9 = 277 Vac

WARNING - THE LUMINAIRE SHALL NOT BE OPENED.
WARNING - POTENTIAL ELECTROSTATIC CHARGING HAZARD.
- SEE INSTRUCTIONS.
WARNING - THE LUMINAIRE DOES NOT HAVE A TEST PORT FITTED.
WARNING - THE GASKET NOT TO BE REPLACED IN THE FIELD

NOTE :

1. Material : SUS304.
2. M3 screw Fix.
3. 0035 is the Notified Body number of TÜV
Rheinland Industrie service GmbH.
4. SN number description as show the follow :
-xx means Two yards after the first AD.
-yy means Week number.
-zzz means Current week code.

NOTE:

1. Material : Polyester (L-001)
2. Product Information : Silver, Black Fonts
3. The material must comply with RoHS and REACH
4. IQC must check the dimension with the QC marked
before mass production.
5. Other dimension please refer the 3D and 2D attachment.
6. Surface fonts are clearly visible.
7. The surface must be clean and not dirty.
8. Applied Temperature : 125°C.

ROUTINE EXAMINATIONS AND TESTS

Each piece of equipment defined above has to have successfully passed; before delivery:

- Routine dielectric strength testing according to clause 12.1 of IEC 60079-15 is required.
- Routine restricted breathing testing according to clause 12.2.2.1.2 of IEC 60079-15 is required.